

Caratfill[®]

The Natural Cross Linking

A CUTTING-EDGE DERMAL FILLER
DESIGNED FOR SUPERIOR AESTHETIC RESULTS.



EXCLUSIVELY DISTRIBUTED IN THE UK BY:





Carat-fill
SUB-Q CE

Class II Resin, Biomaterial
1ml

Carat-fill
DEEP CE

Class II Resin, Biomaterial
1ml

Carat-fill
SUB-Q CE

Class II Resin, Biomaterial
1ml

Carat-fill

Carat-fill
DEEP CE

1ml

Caratfill[®]

The Natural Cross Linking

INTRODUCING CARATFILL

Caratfill is a cutting-edge dermal filler designed for superior aesthetic results. Leveraging the latest advancements in hyaluronic acid (HA) technology, Caratfill offers a versatile solution for both subtle and dramatic enhancements. It's ideal for those seeking a natural, youthful appearance with minimal downtime.

WHY CHOOSE CARATFILL?

Optimal Volume: Caratfill provides the perfect balance of elasticity and firmness, allowing for precise volume enhancement that adapts to facial movements. Whether you're adding volume to cheeks, lips, or under-eye areas, Caratfill delivers consistent, natural results.

Safety: Our product undergoes an extensive purification process, including four rounds of dialysis, to remove any residual chemicals. This ensures that Caratfill is not only effective but also one of the safest options available on the market.

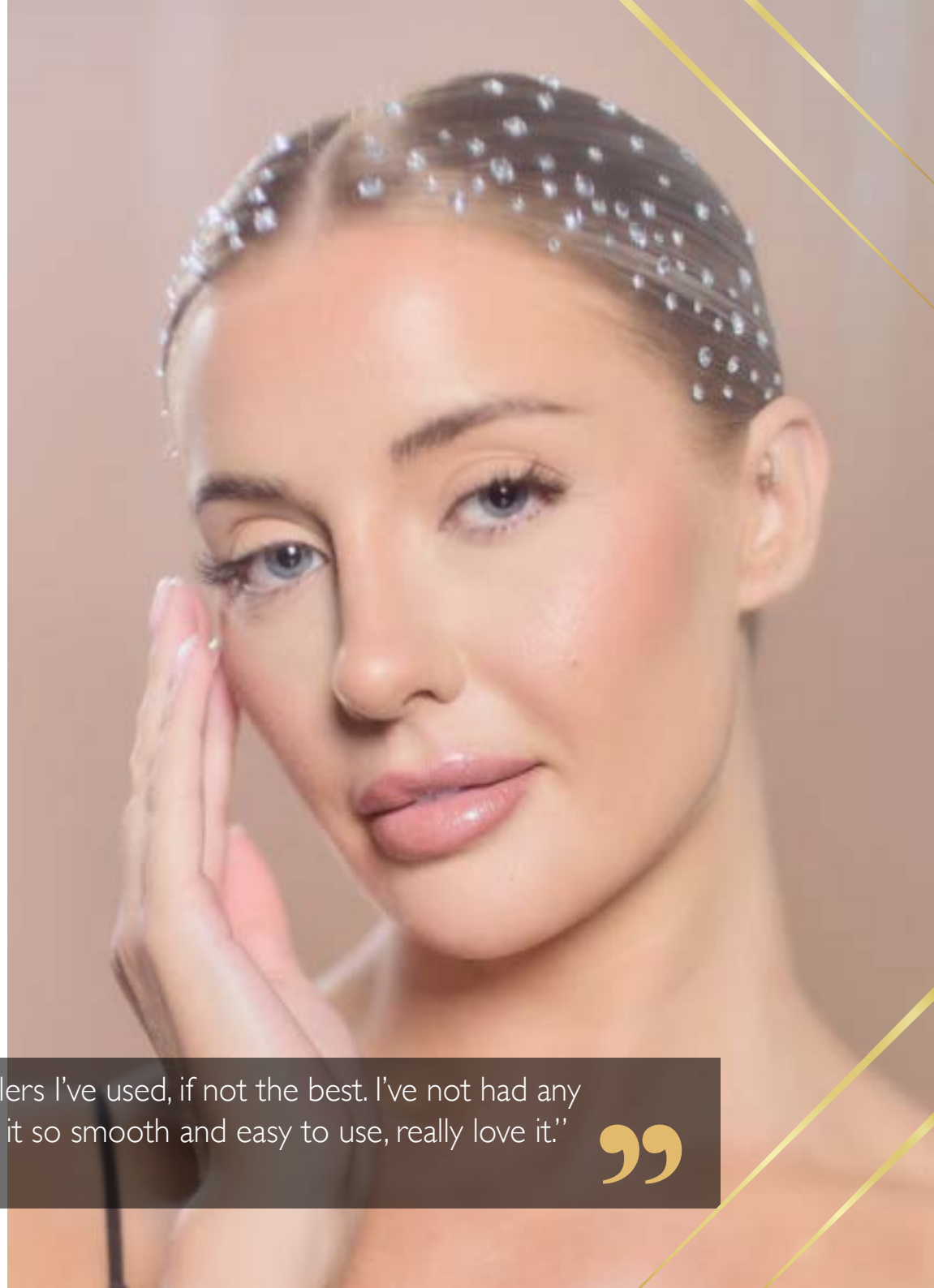
Ease of Use: Caratfill's smooth, gel-like consistency allows for an effortless injection process. This improves patient comfort and enables practitioners to achieve the desired aesthetic results with fewer adjustments. The minimal extrusion force required further enhances the user experience, making it suitable even for more delicate procedures.



NSE[™]
PATENTED
TECHNOLOGY

CE
MARKED

“I honestly swear by Caratfill! Its one of the best lip fillers I've used, if not the best. I've not had any clients with side effects/swelling/lumps or bumps. Find it so smooth and easy to use, really love it.”
- Jennifer Black





INNOVATIVE TECHNOLOGY

Monophasic Gel Structure: Caratfill features a single-phase gel, unlike traditional biphasic fillers. This ensures uniform consistency, resulting in smoother injections and more natural-looking outcomes. The monophasic structure also allows easy sculpting, making it ideal for precise contouring.

NATURAL CROSS-LINKING TECHNOLOGY

Caratfill utilises an advanced cross-linking process that binds HA molecules without the extensive use of chemicals. This reduces the likelihood of adverse reactions while maintaining the integrity of the filler over time. The technology enhances the product's longevity, ensuring that results last longer compared to other fillers.

BDDE SAFETY

Butanediol Diglycidyl Ether (BDDE) is a commonly used agent in filler production. Caratfill's purification process ensures that residual BDDE is virtually undetectable, minimising the risk of side effects such as swelling and inflammation. This rigorous process involves multiple rounds of dialysis to ensure the highest safety standards.

“ Been using Cartafill for a few weeks now. The filler is beautiful to work with, the syringe aspirate's and glides very well. The product itself is easily moulded into place if any massaging required. The fine, deep and Sub-Q all come with really good quality needles for precision of product placement. We will continue to use this product in the clinic and in the academy.
- Beaumac Academy

”

CARATFILL FEATURES



Unique Additives:

Caratfill includes advanced antioxidants, which enhance skin health while reducing oxidative stress, unlike most competitors.



Formulation Purity:

Caratfill's triple-filtered formula ensures a higher level of purity, minimising the risk of adverse reactions compared to other brands like Revolax and Juvederm that do not use this process.



Injection Comfort:

Caratfill provides a smoother and less painful injection experience thanks to its balanced viscosity and lidocaine content. Other fillers may have varying viscosities that make the injection less comfortable.



Cost Efficiency:

Despite being highly effective and long-lasting, Caratfill remains cost-effective, offering premium results at a lower price than brands like Juvederm and Restylane.



Longevity:

Caratfill offers results that last longer than most other fillers, including Juvederm and Stylage, due to its high HA content and unique formulation.



Special Features:

With its triple filtering, Caratfill provides a unique edge regarding safety, smooth application, and reduced side effects. This feature and advanced purification set it apart from other fillers like Revolax and Stylage.



Shelf Life:

The triple filtration process enhances the shelf life of Caratfill, making it more stable than alternatives like Revolax.



Clinically Trialed:

Caratfill undergoes extensive clinical testing, ensuring it meets the highest standards for safety and effectiveness, giving it an edge over less rigorously tested brands.

“

I find Caratfill one of the best fillers on the market right now. It is very flexible and can be moulded to the Contours of the face. When using Kiss, I have not experienced any excessive swelling or bumps on the lips, and its a smooth injecting technique. I personally have not experienced any side effects whilst using it.

- Skin Fresh Facial Aesthetics

”

CLINICAL EXCELLENCE

Caratfill has been extensively tested to ensure superior performance. Clinical studies show that Caratfill offers better elasticity and requires less extrusion force compared to other leading fillers. This means practitioners can achieve more precise results with less effort, while patients benefit from enhanced comfort and quicker recovery times.

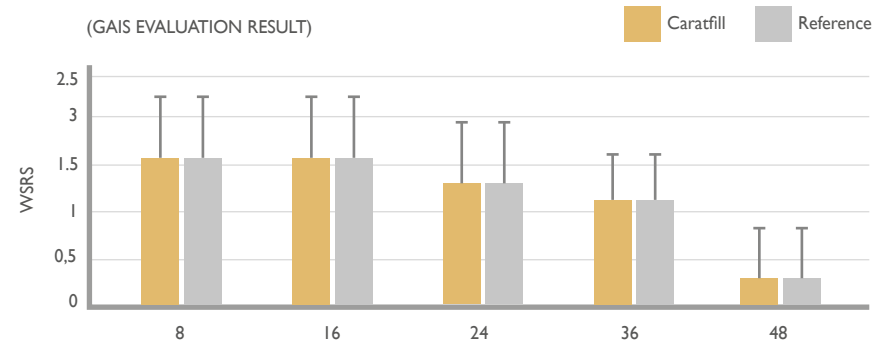
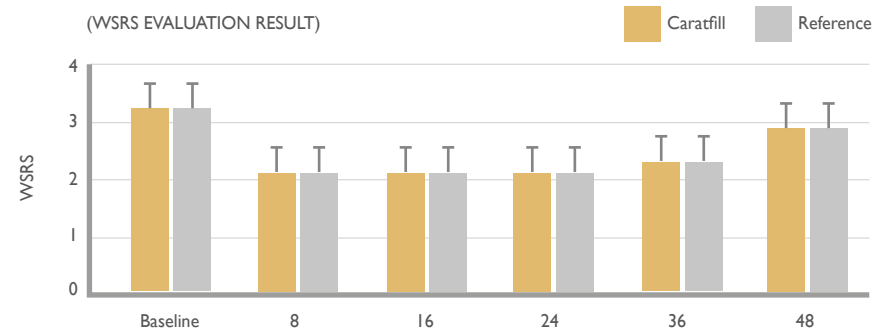
Comparative Studies: In direct comparisons with top fillers like R-Filler, Caratfill consistently demonstrates superior performance. It not only provides equal or better volume enhancement but does so with less extrusion force, making it a preferred choice for both patients and practitioners.

Minimised Side Effects: With fewer than 10 reported cases of swelling out of over a million syringes used, Caratfill has a proven track record of safety. The product's natural cross-linking process reduces the likelihood of side effects, allowing patients to enjoy their results with peace of mind.

“ I love the Caratfill and have had a lot of amazing feedback from clients since using it! Smooth application and very natural looking. It's my go to dermal filler and I've referred a few other aestheticians to try it. - Paige Tanner ”

CLINICAL RESULTS SUMMARY

Participator	63
Experimental Methods	Paired double blind test
Period	Followed for 48 weeks
Reference	R** filler
WSRS	Wrinkle Severity Rating Scale: 1-5
GAIS	Global Aesthetic Improvement Scale: 1-3



PRODUCT COMPARISON

Attribute	Caratfill (winner)	Revolax	Stylage	Restylane	Juvederm	Regenovie
Product Range	Various formulations for lines, wrinkles, volumisation	Fine, Deep, Sub-Q for specific areas	Specialised products for hydration, volume, wrinkles	Wide range, including Lyft, Silk for specific areas	Extensive range including Voluma, Volbella	Various options tailored for volume, fine lines
Unique Additives	Contains advanced antioxidant blend for skin health	Contains lidocaine for comfort	Antioxidants (Mannitol) to reduce swelling	Basic lidocaine formulation	Uses Vycross technology for cross-linking	Minimal additives
Formulation Purity	Highly purified, triple filtered, reducing side effects	Highly purified, but not triple filtered	Purified, includes antioxidants	High purity, but not triple filtered	Purified, but lacks advanced filtering	High purity but lacks additives
Injection Comfort	Smooth injection due to balanced viscosity and presence of lidocaine	Contains lidocaine, decent injection comfort	Smooth with added mannitol for less swelling	Contains lidocaine but not optimised for ease of injection	Smooth but thicker formulations can be harder to inject	Smooth with lidocaine
Special Features	Triple filtered, advanced technology for better integration and safety	Focuses on affordability and ease	Antioxidants help with post-treatment recovery	Established brand with multiple product options	Advanced cross-linking, good for structural support	Affordable alternative with decent longevity
Gauge	30G, 28G & 27G Smaller gauge provides greater stability, smoother flow and more precise control	30G, 27G & 25G	30G, 27G & 25G	30G, 27G & 25G	30G, 27G & 25G	
Ease of Use	Easier handling and application for practitioners	Can be technique-sensitive	Requires skilled application to manage antioxidants	Technique-sensitive	Technique-sensitive	Standard ease of use
CE Mark	Yes and ISO(Certified)	Yes	Yes	Yes	Yes	Yes
Clinically Trialled	Extensively trialled, ensuring safety and efficacy	Clinically tested	Clinically tested	Clinically tested	Clinically tested	Clinically tested
Triple Filtered	Yes(Winner, offers higher purity and safety) *	No	No	No	No	No

In conclusion, Caratfill stands out as the best dermal filler based on its advanced formulation, superior purity, cost-efficiency, and long-lasting results. While competitors have their strengths, Caratfill offers the perfect balance of quality, safety, and value.

*The triple filtration process ensures that the hyaluronic acid (HA) or other active ingredients in the filler are thoroughly purified. This reduces the presence of contaminants, such as proteins, endotoxins, or other impurities, that could trigger allergic reactions or cause inflammation.



CARATFILL KISS

Fine Lines and Surface-Level Corrections: Caratfill Fine is formulated for superficial wrinkles, fine lines, and delicate areas of the face. It's ideal for more subtle enhancements, such as smoothing out crow's feet or addressing fine lines around the mouth.

Lower Viscosity: Caratfill Fine has a lower viscosity, meaning it is more fluid and spreads more easily, making it ideal for treating finer, more delicate lines and wrinkles.

Smooth Texture: Its smooth texture ensures it integrates well into the skin, providing natural-looking results without over-correcting.

Injection Depth: It is usually injected into the superficial to mid-dermis, where it can effectively smooth out fine lines and provide subtle enhancements.

BEST FOR:

Periorbital Area (Crow's Feet): Inject around the outer corners of the eyes to smooth out fine lines (crow's feet).

Perioral Lines: Fine lines around the mouth (often called smoker's lines) can be treated with superficial injections around the lips.

Forehead Lines: For superficial forehead lines, inject Caratfill Fine into the mid-dermis to smooth out the skin without adding excessive volume.

Tear Troughs: For delicate under-eye areas, inject very superficially to correct hollows and reduce dark circles.

Glabellar Lines (Frown Lines): Inject into the mid-dermis to soften vertical lines between the eyebrows.

“ Just a bit of feedback on the Caratfill products that I have been using recently, I especially LOVE the Caratfill Kiss. I have found that it is much kinder to clients. I have clients giving me feedback that it feels smoother and it's not as painful. There has been no hard bumps left after filling which you do experience in other fillers like Juvaderm. I do find that the filler glides through the needle easier than other fillers too. I also love both Deep and Sub-Q, I no longer use other fillers unless a client requests a certain filler that they are used to or prefer.
- Kasey ”

CARATFILL SUB-Q

Subcutaneous Augmentation: Caratfill Sub-Q is designed for deep subcutaneous injections, particularly in areas requiring substantial augmentation and lifting. It's suitable for treatments that need a large volume to fill or lift areas like the cheeks or for contouring.

Highest Viscosity: Caratfill Sub-Q has the highest viscosity and elasticity among the Caratfill products, making it particularly effective for deep tissue support and lifting.

Significant Volume Enhancement: It is intended for use in areas where significant volume and support are needed. Its dense structure provides a strong lift and contour, which is essential for subcutaneous augmentation.

Injection Depth: It is injected into the deeper subcutaneous layers, allowing for extensive reshaping and volumising of the treated areas.

BEST FOR:

Cheeks: For significant volume enhancement and lifting, inject into the deep subcutaneous tissue of the cheeks.

Jawline: Sub-Q can be used along the jawline to create a more pronounced and structured jawline, particularly in patients with significant volume loss.

Chin: For patients needing substantial chin augmentation, inject into the deep subcutaneous layer of the chin to enhance projection and symmetry.

Temple Area: In cases of severe temple hollowing, Sub-Q can be used to add volume and smooth out the area.



“ Caratfill is definitely my go to filler now. I've used Revolax for years, because it's been long lasting and gives the results I need. Caratfill tops Revolax, it's a lot smoother, softer and is long lasting. My clients lips and other areas come out a lot better, it's not as tough as Revolax, so it doesn't leave little lumps that you need to massage out etc. Definitely my new go to filler.
- Chandi Visram

”



CARATFILL DEEP

Volume Restoration and Contouring: Caratfill Deep is specifically designed for restoring volume in areas that have lost fullness due to aging, such as the cheeks, chin, and jawline. It's also effective for deeper wrinkles and folds, like nasolabial folds.

High Viscosity: Caratfill Deep has a higher viscosity, meaning it is thicker and firmer, which makes it suitable for providing significant volume and support to the skin.

Long-Lasting Results: Due to its formulation, Caratfill Deep provides long-lasting results, making it ideal for patients looking for durable enhancements.

Injection Depth: It is typically injected into the deep dermis or subcutaneous layers, where it can effectively add volume and structure.

BEST FOR:

Cheeks: To restore volume and contour the mid-face, injections should be placed in the malar region (cheekbones) to provide lift and enhance facial structure.

Nasolabial Folds: Inject into the deep dermis along the nasolabial folds to reduce the appearance of deep creases.

Chin: For chin augmentation and contouring, injections can be placed along the chin to enhance definition and correct any asymmetry.

Jawline: To create a more defined jawline, inject along the mandibular border to add structure and support.

“ I recently used Caratfill as a filler and am extremely pleased with the results. I tried all three types - Kiss, Deep, and Sub-Q - and found each to deliver excellent results for different areas. The Kiss filler worked beautifully for enhancing lip volume, giving a natural, plump look. The Deep filler provided the perfect lift for areas needing more substantial volume, while the Sub-Q worked wonders for deep-set areas, achieving a smooth, rejuvenated appearance. Overall, Caratfill exceeded my expectations, and I am highly satisfied with the outcome.

- Anna Nicolas

”

TREATMENT AREAS



CARATFILL KISS

- Glabellar Lines
- Tear Trough
- Periorbital Area
- Perioral Lines
- Lip Augmentation




CARATFILL SUBQ

- Cheeks
- Jawline
- Chin Augmentation
- Temple Area
- Liquid Rhinoplasty
- Forehead



CARATFILL DEEP

- Cheeks
- Nasolabial Folds
- Marionette Lines
- Jawline
- Chin Augmentation
- Lip Augmentation



INJECTING CARATFILL

1. PATIENT CONSULTATION

- Discuss the patient's aesthetic goals and expectations.
- Evaluate the patient's facial anatomy and skin condition to determine the appropriate injection sites.
- Review the patient's medical history to rule out any contraindications (e.g., allergies to HA fillers, bleeding disorders).

2. PRODUCT SELECTION

- Choose the appropriate Caratfill product formulation based on the treatment area and desired outcome (e.g., Caratfill for lips, cheeks, or under-eye areas).

3. STERILISATION AND PREPARATION

- Ensure that all equipment is sterile.
- Clean the patient's skin thoroughly with an antiseptic solution to prevent infection.
- Mark the injection sites on the patient's face with a sterile pen.

“ I am honestly so glad I tried the Caratfill products. It's probably one of the best fillers I've ever used! The consistency is a dream to work with along with how long they last!

- Ipek Ozcan

”

4. INJECTION TECHNIQUES

A. Needle Selection:

- Select the appropriate needle gauge based on the product and treatment area. Typically, a 27G to 30G needle is used.

B. Injection Depth:

- Determine the appropriate injection depth based on the treatment area:
- Superficial Injection (e.g., fine lines): Inject into the superficial dermis.
- Mid-Dermal Injection (e.g., moderate wrinkles): Inject into the mid-dermis.
- Deep Injection (e.g., volumisation of cheeks): Inject into the deep dermis or subcutaneous layer.

C. Injection Techniques:

- Linear Threading: Insert the needle into the skin and inject the filler while slowly withdrawing the needle. This technique is commonly used for filling wrinkles and lines.
- Cross-Hatching: Create a grid pattern by injecting the filler in criss-cross lines. This technique is used for larger areas needing volume.
- Fanning: Inject the filler while moving the needle in a fan-shaped motion. This technique is effective for contouring larger areas like the cheeks.
- Bolus Injection: Deposit a small amount of filler at a single point in deeper layers for volume restoration. This is often used for cheek augmentation.
- Micro-Droplet Technique: Administer small droplets of filler for subtle, detailed enhancements, particularly in delicate areas like under the eyes.

D. Injection Angle:

- Adjust the angle of the needle depending on the area being treated:
- 10-15 degrees: For superficial injections.
- 30-45 degrees: For mid-dermal injections.
- 90 degrees: For deep injections into the subcutaneous layer.

E. Massage and Molding:

- After injection, gently massage the treated area to ensure even distribution of the filler and smooth out any irregularities. Mold the filler into the desired shape to achieve a natural look.



POST-INJECTION CARE

1. IMMEDIATE AFTERCARE:

- Apply ice packs to the treated area to minimise swelling and bruising.
- Advise the patient to avoid touching or applying pressure to the treated area for at least 24 hours.

2. PATIENT INSTRUCTIONS:

- Recommend that the patient avoids strenuous exercise, alcohol, and exposure to heat (e.g., saunas) for 24-48 hours after the procedure.
- Instruct the patient to avoid makeup for at least 12 hours to reduce the risk of infection.

3. Follow-Up:

- Schedule a follow-up appointment within 1-2 weeks to assess the results and address any concerns.
- If necessary, perform touch-ups or corrections to achieve the desired outcome.

Safety Considerations

- **Avoid Blood Vessels:** Take care to avoid injecting directly into blood vessels, as this can lead to complications such as vascular occlusion.
- **Aspiration:** Consider aspirating before injecting to check for blood return, which can indicate the presence of a blood vessel.
- **Managing Complications:** Be prepared to manage potential complications, such as swelling, bruising, or, in rare cases, allergic reactions. Keep hyaluronidase on hand to dissolve the filler if necessary.

Injecting Caratfill filler requires skill, precision, and an understanding of both the product and facial anatomy. Proper preparation, technique, and aftercare are essential to achieving safe, effective, and natural-looking results. It is strongly recommended that practitioners undergo specific training for Caratfill and stay updated on best practices and safety protocols.

Caratfill offers different formulations designed for specific applications and treatment areas, each with unique properties tailored to meet various aesthetic needs.

BEFORE & AFTER TREATMENTS

BEFORE



AFTER



BEFORE



AFTER



Caratfill[®]
The Natural Cross Linking

Discover the Caratfill difference today - where science meets beauty for natural, long-lasting results!



EXCLUSIVELY DISTRIBUTED IN THE UK BY:



BLACKS
AESTHETICS™

Caratfill[®]

The Natural Cross Linking

To learn more about Caratfill visit our website or contact us at:

Phone: 0333 772 2994

Email: info@caratfill.co.uk

Website: www.caratfill.co.uk

The brochure cannot and does not contain health advice. The information is provided for general informational and educational purposes only and is not a substitute for professional advice. The information is provided in good faith, however we make no representation or warranty of any kind, express or implied, regarding the accuracy, adequacy, validity, reliability, availability or completeness of any information. Images are for illustration purposes only.